

Day 5: Tools Overview

A treasure trove of features and tools are at your fingertips! But to make use of these tools we must first understand them!

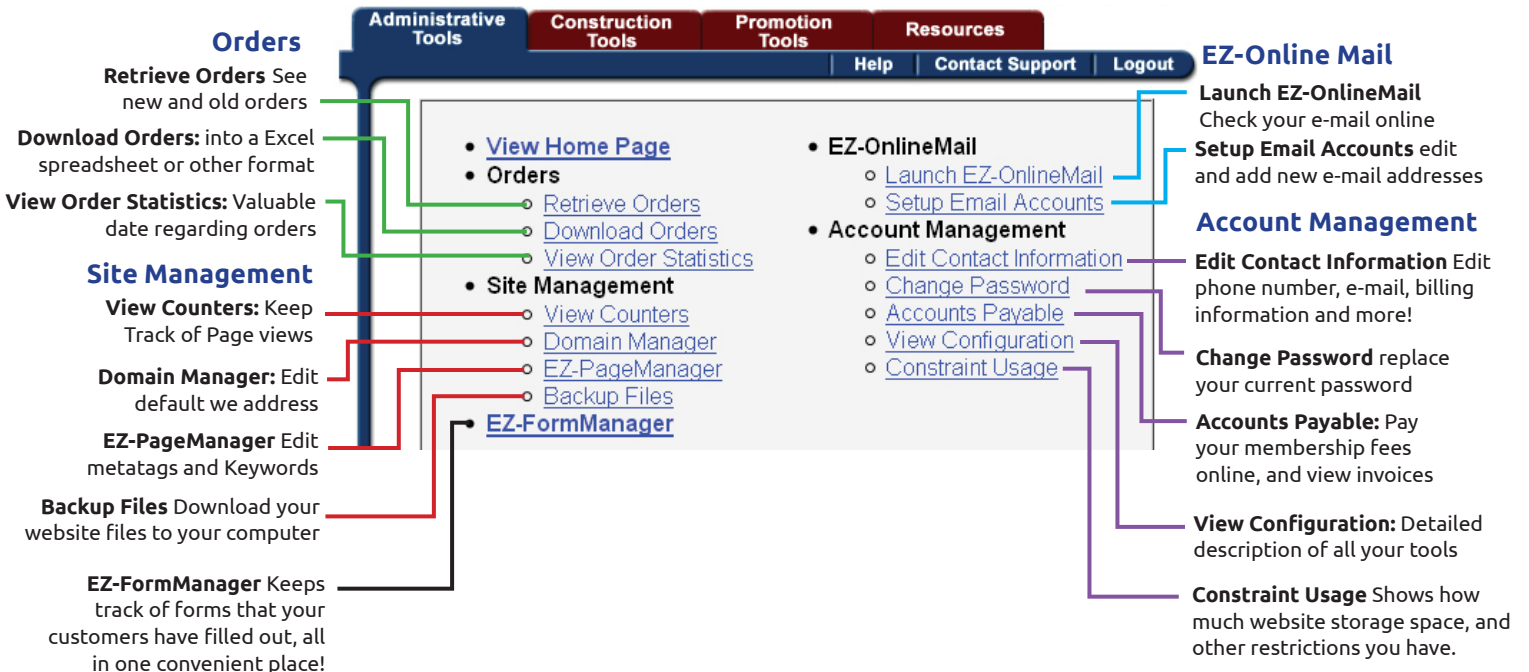


Log Into EZ-NetTools

- 1. Go to: *secure.eznettools.net***
You can also go to EZ-NetTools.com and click login at the top-right corner.
- 2. Type in your user ID.**
This should start with an X followed by 6 numbers.
- 3. Type in your password.**
If you've forgotten your password, click *forgot password*, and an email with your password will be sent to the primary email address on your account.

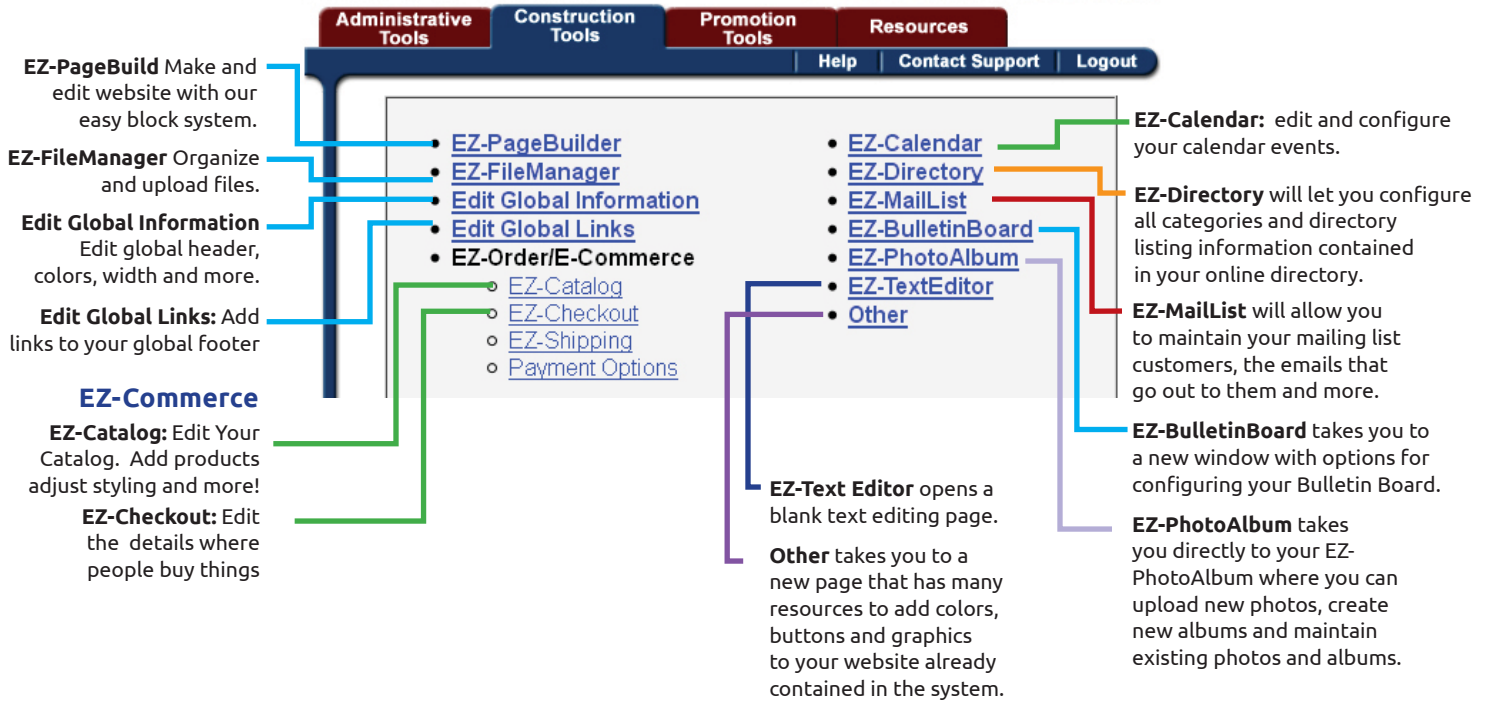
Administrative Tools Tab

For website functions not related to building and maintaining actual pages. This is where you setup domain names, keep track of product orders and site traffic. Work on your SEO (search engine optimization), setup email accounts and more!



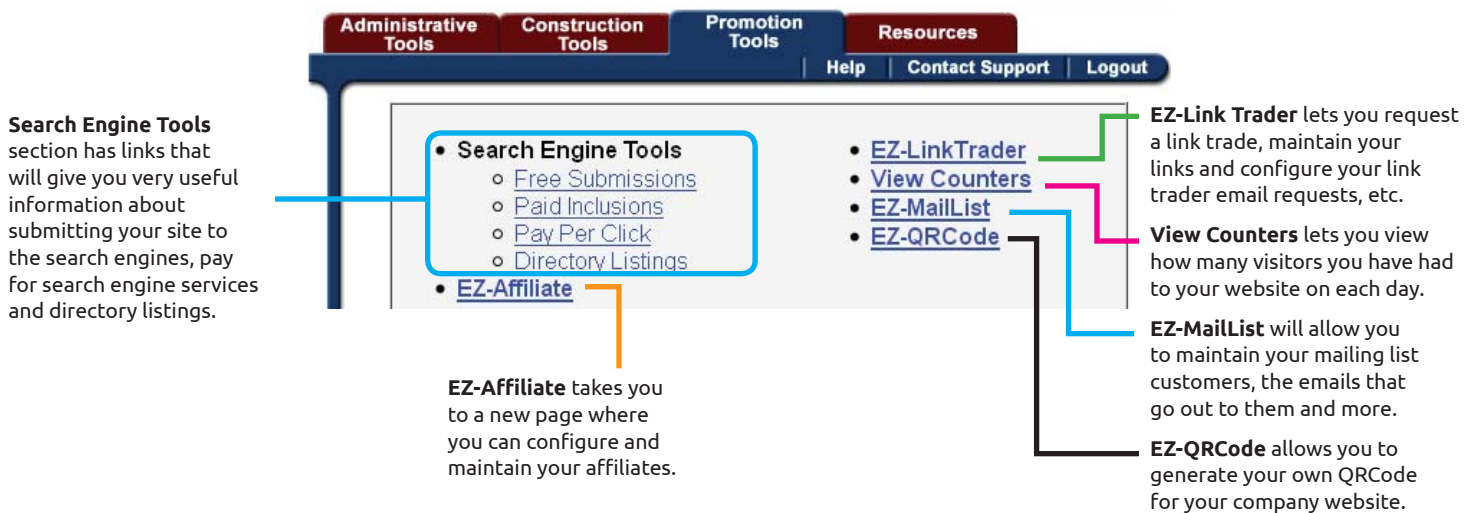
Construction Tools

The Construction tools deal with various aspects of building your website. Here is where you can access your EZ-PageBuilder, EZ-FileManager, EZ-PhotoAlbum and more.



Promotion Tools

has many tools for you to promote your website and business for further success. Here you will find information about Search Engines, EZ-Affiliate, your website Hit Counters and QR Codes.



Resources

The Resources is mostly a collection of links to help you get ideas to make your website even better! We will continue to improve this section with helpful links to help you succeed!

The screenshot shows a navigation menu with the following items: Administrative Tools, Construction Tools, Promotion Tools, Resources, Help, Contact Support, and Logout. The Resources menu is expanded, showing a list of links:

- [Quick Start Guide](#)
- [Online Help](#)
- Training
 - [EZ-NetAdvantage!](#)
 - [EZ-NetUniversity](#)
 - [Teletraining](#)
- [System Updates](#)
- Website Designs
 - [Sample Sites](#)
- Helpful Links
 - [Administrative](#)
 - [Promotional](#)
 - [Construction](#)

Callouts on the left side of the image provide detailed descriptions for several of these links:

- The Quick Start Guide:** an article to help get you started with the tools.
- Online Help:** brief overviews of the tools
- EZ-Advantage:** Our Online Newsletter
- EZ-Advantage:** full of tutorials and articles
- Teletraining:** A paid one-on-one telephone trainings
- System Updates** shows you recent updates to the EZ-NetTools system.

Callouts on the right side of the image provide descriptions for other links:

- Sample Sites:** A link to Our Portfolio
- Helpful Links** takes you to new pages with very helpful information for Administrative, Promotional and Construction needs.